

INNOVATIVE DESIGN FOR ALL DOORS CORRUGATED DRUM



Our redesigned metal roll-up door features a corrugated drum, providing a smoother cycle operation, and improved sound control. Available for light-duty and heavy-duty applications, this industry-leading design improved alignment, enabling the door to roll up quicker and tighter with superior control.



SMOOTH OPERATION

The corrugated sheet fits plumb into the drum for a tight fit on the barrel, securing the sheet for better overall alignment





SOUND CONTROL

Tighter barrel alignment on self-storage and commercial drums, also felt strips adhered around the barrel and down the sheet (self-storage) to eliminate metal-on-metal friction work to reduce noise



SMOOTH OPERATION

Complete, full-color coverage of the axle and barrel for light-duty roll-up doors match the corrugated sheet for a seamless look when the door is closed



CSSI CORRUGATED DRUM

INDUSTRY STANDARD DRUM

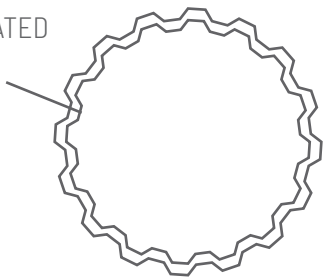
Metal roll-up door with corrugated drum

- Available for commercial and self-storage applications, including wind-rated and low headroom
- Corrugated panel hides axle and interior drums for light-duty doors. The drum is exposed for easy assembly and tensioning on heavy-duty doors
- Quieter roll-up during up and down cycle for both manual and motorized doors
- Plumb sheet attachment to drum prevents misalignment over time

Metal roll-up door with flat top sheet

- Requires additional flat top sheet to adhere profiled panel
- Colorless flat sheet over barrel is exposed when door is closed for heavy-duty doors
- Contact with corrugated panel and flat top sheet creates clanging
- Axle and interior drums are exposed when door is closed for self-storage doors
- Corrugated sheet loses alignment over time

CORRUGATED DRUM



FLAT TOP SHEET

